

Package Contents



UFiber UF-WIFI



Screws (Qty. 4)



Screw Anchors (Qty. 4)



Power Adapter (24V, 0.5A)

System Requirements

- Linux, Mac OS X, or Microsoft Windows 7/8/10

- Web Browser: Google Chrome (Other browsers may have limited functionality)


Before You Begin

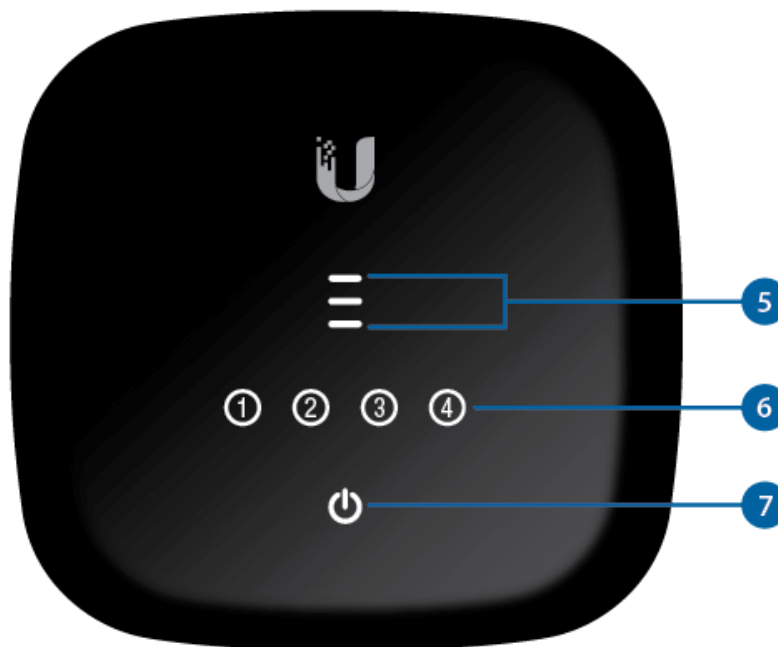
Designing your first GPON deployment requires specific knowledge and planning. For information on GPON network design and installation, including important considerations and best practices, refer to:

- ubnt.link/UFiber-GPON-Getting-Started
- ubnt.link/Designing-a-GPON-Network

For details on configuring UFiber devices for the first time to allow ONU LAN ports to provide connectivity, refer to: ubnt.link/UFiber-Initial-Configuration

Hardware Overview





1 PON Port

SC/APC GPON port supports WAN connections of 2.488 Gbps downstream and 1.244 Gbps upstream.

2 LAN (Ports 1 - 4)

RJ45 Ethernet LAN ports support 10/100/1000 Mbps connections. Port 1 also supports 24V Passive PoE to power the device.

3 Reset Button

The Reset button serves two functions for the UF-WIFI:

- **Restart** Press and release the Reset button quickly. The three signal LEDs will flash amber.

- [Restore to Factory Default Settings](#) Press and hold the Reset button for more than five seconds.



4 Power Port

The Power Adapter connects to this port to provide power.

White

Ethernet connection up

5 Signal LEDs

Off

Bootup



Signal strength: low

≥ -28 dBm



Signal strength: good

≥ -25 dBm






Signal strength: strong

≥ -11 dBm



Signal strength: too low

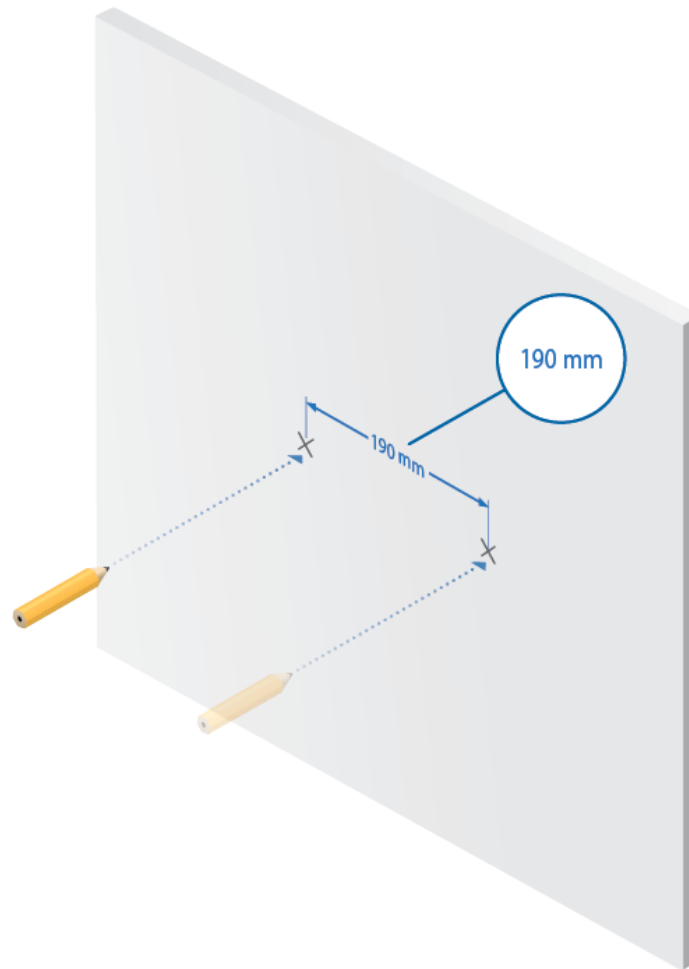
< -28 dBm

	Check the quality of the fiber connection, and calculate the total optical loss of the optical splitters.
	<p>Signal strength: too strong</p> <p>≥ -8 dBm</p> <p>Add an optical splitter, or add a 5 or 10 dB optical attenuator.</p>
	<p>No signal</p> <p>Check the fiber cables and connectors, and ensure that the OLT functions properly.</p>
	<p>No authority</p> <p>The UF-WIFI has not been authorized or cannot communicate with the OLT. Check passwords and OLT settings.</p>
6 Ethernet LED	
Off	Ethernet connection down
White	<p>Ethernet connection up</p> <p>Flashing indicates activity</p>
7 Power LED	
Off	Power off

Hardware Installation

Wall Mounting

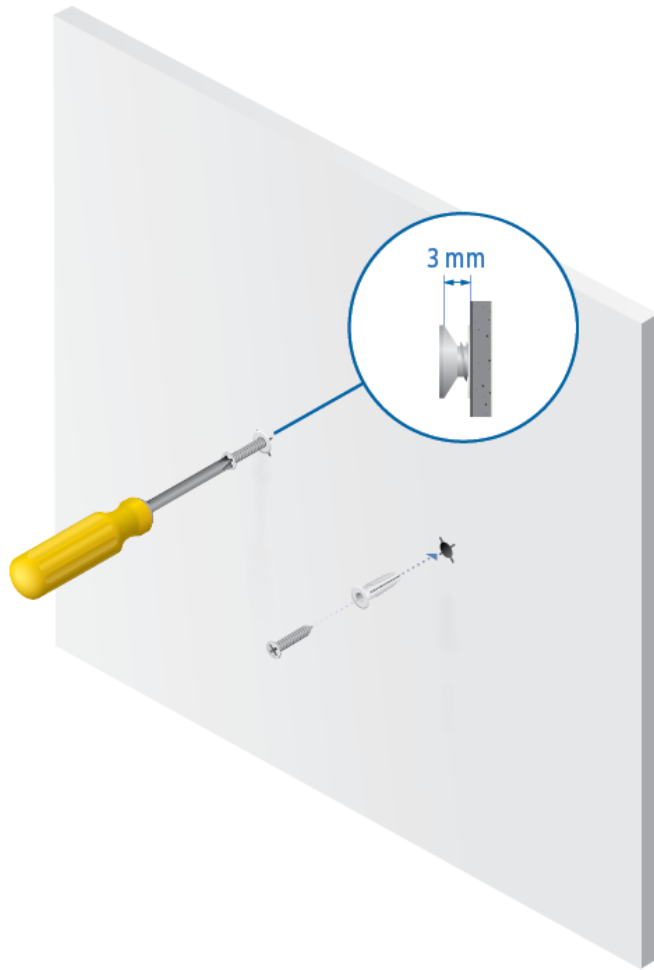
1.



2.



3.



4.



Connecting Fiber



WARNING: Never look directly into the ends of fiber or modules. The emitted light could cause damage to the eye.



WARNING: Until ready for use, keep modules and fiber patch cables covered using the included protective caps to ensure the connections stay clean.



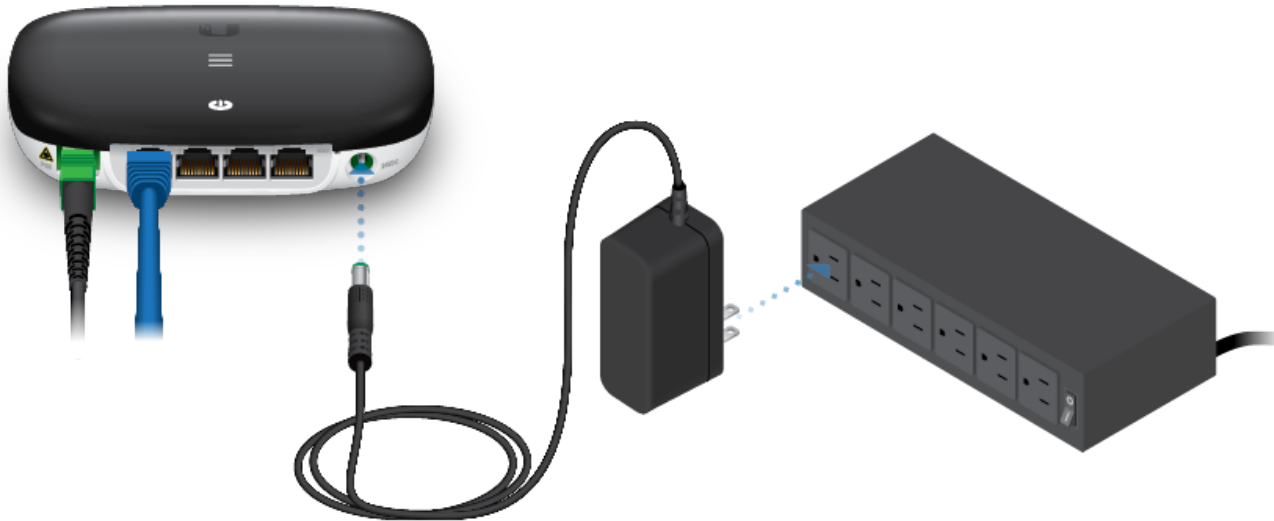
WARNING: Do NOT connect the device directly to a UFiber GPON module (UF-GP-B+ or UF-GP-C+). Doing so will damage the device optics. Ensure that the device's received signal level never exceeds -8 dBm. Use a UFiber PLC Splitter to add attenuation as needed.



Connecting LAN



Connecting Power



OR



Note: 24V Passive PoE is required to power the device.



WARNING: The PoE switch must comply with the power specifications listed in the Specifications section of this Quick Start Guide.



Accessing the Configuration Interface

1. Ensure that your computer (or other host system) is connected to the device.
2. Configure the Ethernet adapter on your host system with a static IP address on the 192.168.1.x subnet.
3. Launch your web browser. Type `http://192.168.1.1` in the address field. Press enter (PC) or return (Mac).



4. Enter ubnt in the Username and Password fields. Click Login.

U Fiber

Login

Please login to manage your device.

Username

Password

By logging in, you agree to the [Terms of use](#).

LOGIN

Customize settings as needed. For more information, refer to the UFiber resources, which are available at: <http://ubnt.link/UFiber-Support>

Specifications

UF-WIFI	
Dimensions	126.34 x 126.09 x 31.65 mm (4.97 x 4.96 x 1.25")

UF-WIFI	
Weight	190 g (6.70 oz)
Networking Interfaces	(1) SC/APC, GPON WAN (4) Gigabit RJ45, Ethernet LAN (1) Wi-Fi, 802.11n
Networking Interface Speeds GPON WAN, ITU G.984 LAN Wi-Fi	2.4 Gbps Down, 1.2 Gbps Up 10/100/1000 Mbps 300 Mbps
Management Interface	In-Band Ethernet PON
Normal Optical Power Range	TX (Class B+): 1.5 to 5 dBm RX: -28 to -8 dBm
Power Method	DC Jack, 24VDC 24V Passive PoE (Pins 4, 5+; 7, 8-)
Power Supply	100-240VAC / 50-60 Hz Universal AC/DC 24V / 0.5A
Max. Power Consumption	7W
Supported Voltage Range	20 to 28V
Processor Specs	MIPS, 900 MHz
Memory Information	256 MB DDR
Button	(1) Reset
Operating Temperature	-10 to 45° C (14 to 113° F)
Operating Humidity	10 to 90% Noncondensing

Safety Notices

1. Read, follow, and keep these instructions.
2. Heed all warnings.
3. Only use attachments/accessories specified by the manufacturer.



WARNING: To reduce the risk of fire or electric shock, do not expose this product to rain or moisture.



WARNING: Do not use this product in location that can be submerged by water.



WARNING: Avoid using this product during an electrical storm. There may be a remote risk of electric shock from lightning.



WARNING: CLASS 1 LASER PRODUCT - Do not look into the ends of the fiber optic cable or SFP modules while converters are powered.

Electrical Safety Information

1. Compliance is required with respect to voltage, frequency, and current requirements indicated on the manufacturer's label. Connection to a different power source than those specified may result in improper operation, damage to the equipment or pose a fire hazard if the limitations are not followed.
2. There are no operator serviceable parts inside this equipment. Service should be provided only by a qualified service technician.

Limited Warranty

ui.com/support/warranty

The limited warranty requires the use of arbitration to resolve disputes on an individual basis, and, where applicable, specify arbitration instead of jury trials or class actions.

Compliance

FCC

Changes or modifications not expressly approved by the party responsible for compliance could void the user's authority to operate the equipment.

This device complies with Part 15 of the FCC Rules. Operation is subject to the following two conditions.

1. This device may not cause harmful interference, and
2. This device must accept any interference received, including interference that may cause undesired operation.

This equipment has been tested and found to comply with the limits for a Class A digital device, pursuant to part 15 of the FCC Rules. These limits are designed to provide reasonable protection against harmful interference when the equipment is operated in a commercial environment. This equipment generates, uses, and can radiate radio frequency energy and, if not installed and used in accordance with the instruction manual, may cause harmful interference to radio communications. Operations of this equipment in a residential area is likely to cause harmful interference in which case the user will be required to correct the interference at his own expense.

This radio transmitter has been approved by FCC.

ISED Canada

CAN ICES-3(A)/NMB-3(A)

This device complies with ISED Canada licence-exempt RSS standard(s). Operation is subject to the following two conditions:

1. This device may not cause interference, and
2. This device must accept any interference, including interference that may cause undesired operation of the device.

This radio transmitter has been approved by ISED Canada.

The device for operation in the band 5150-5250 MHz is only for indoor use to reduce the potential for harmful interference to co-channel mobile satellite systems.

CAN ICES-3(A)/NMB-3(A)

Le présent appareil est conforme aux CNR d'ISDE Canada applicables aux appareils radio exempts de licence. L'exploitation est autorisée aux deux conditions suivantes :

1. l'appareil ne doit pas produire de brouillage;
2. l'appareil doit accepter tout brouillage radioélectrique subi, même si le brouillage est susceptible d'en compromettre le fonctionnement.

Le présent émetteur radio a été approuvé par ISDE Canada.

Les dispositifs fonctionnant dans la bande 5150-5250 MHz sont réservés uniquement pour une utilisation à l'intérieur afin de réduire les risques de brouillage préjudiciable aux systèmes de satellites mobiles utilisant les mêmes canaux.

IMPORTANT NOTE

Radiation Exposure Statement

- This equipment complies with radiation exposure limits set forth for an uncontrolled environment.
- This equipment should be installed and operated with minimum distance 20 cm between the radiator and your body.
- This transmitter must not be co-located or operating in conjunction with any other antenna or transmitter.

AVIS IMPORTANT

Déclaration sur l'exposition aux rayonnements

- Cet équipement est conforme aux limites prévues pour l'exposition aux rayonnements dans un environnement non contrôlé.
- Lors de l'installation et de la mise en fonctionnement de l'équipement, assurez-vous qu'il y ait une distance minimale de 20 cm entre l'élément rayonnant et vous.
- Cet émetteur ne doit être installé à proximité d'aucune autre antenne ni d'aucun autre émetteur, et ne doit être utilisé conjointement à aucun autre de ces appareils.

Australia and New Zealand



Warning: This equipment is compliant with Class A of CISPR 32. In a residential environment this equipment may cause radio interference.

Brazil



Nota: Este equipamento não tem direito à proteção contra interferência prejudicial e não pode causar interferência em sistemas devidamente autorizados.

CE Marking

CE marking on this product represents the product is in compliance with all directives that are applicable to it.



Country List

AT	BE	BG	CY	CZ	DE	DK	EE	EL	ES	FI	FR	HR	HU
IE	IT	LV	LT	LU	MT	NL	PL	PT	RO	SE	SI	SK	UK

BFWA (Broadband Fixed Wireless Access) members noted in blue



Note: This device meets Max. TX power limit per ETSI regulations.

The following apply to products that operate in the 5 GHz frequency range:



Note: This device is restricted to indoor use only when operating in the 5150 - 5350 MHz frequency range within all member states.



Note: All countries listed may operate at 30 dBm. BFWA member states may operate at 36 dBm.



Note: Operation in the 5.8 GHz frequency band is prohibited in BFWA member states. Other countries listed may use the 5.8 GHz frequency band.

[WEEE Compliance Statement](#)

[Declaration of Conformity](#)

[Online Resources](#)



© 2020 Ubiquiti Inc. All rights reserved.